

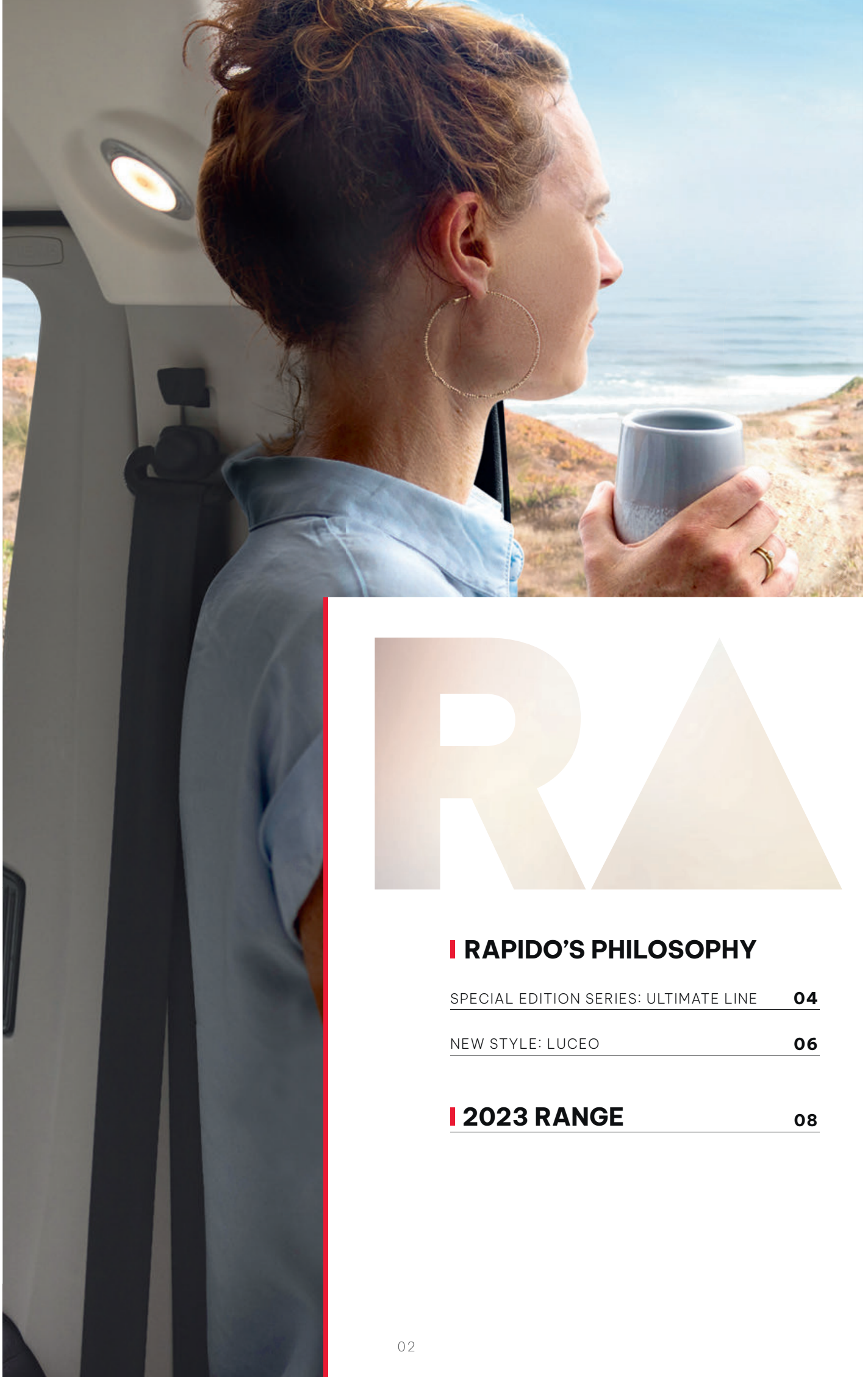


FOR
ALL YOUR
TRAVEL
DREAMS



RAPIDO

FRENCH CHARM & EXPERTISE



RA

I RAPIDO'S PHILOSOPHY

SPECIAL EDITION SERIES: ULTIMATE LINE **04**

NEW STYLE: LUCEO **06**

I 2023 RANGE **08**

DEAR MOTORHOME ENTHUSIASTS,

Since designing the very first RAPIDO motorhome, the Randonneur 410, we have continued to perfect our models by paying close attention to our customers' feedback and needs. Our design teams have created a new collection of vehicles for 2023 packed with new features. As you browse our catalogue, you will feel the winds of change blowing through RAPIDO. However, the numerous improvements remain in line with our DNA: creating an unmatched warm atmosphere that has naturally been handed down to us through Constant Rousseau's expertise as a craftsman, a cabinetmaker and the company's founder in 1961, and guided by the unconditional love of a job well-done.

Nicolas ROUSSEAU
Managing Director



I VANS 10



I LOW-PROFILE

C SERIES 18

SERIES 6F 30

I A-CLASS 40

SERIES 8F 40

SERIES 80dF 50

DISTINCTION SERIES 60

M SERIES 70

I FURNITURE & UPHOLSTERY 80

I PACKS & OPTIONS 82

SPECIAL EDITION SERIES: ULTIMATE LINE

MAKE THE MOST OF YOUR ADVENTURE

The seven RAPIDO 2023 Collection models all feature the ULTIMATE LINE finish. You are sure to find the right model for you:

6**66F** | 6**96F**
80**66dF** | 80**96dF** | i**66** | i**96** | i**190**

Regardless of which model you decide on, when you choose an ULTIMATE LINE model you get a unique motorhome.






EXCLUSIVE **FITTINGS**

ULTIMATE LINE models boast enhanced quality in terms of their fittings, giving you a brand new look in addition to the increased onboard comfort:

- Exclusive exterior décor
- 16" alloy rims
- TRUMA Combi 6 EH (gas and electricity) heating with CP PLUS control panel (except i66 and i190)
- Heating distributed via the living room table leg (80dF, i66 and i96 - except telescopic leg)
- Heated waste water tank
- Inbuilt vacuum cleaner
- ULTIMATE LINE TEP* upholstery
- ULTIMATE LINE living room cushions
- ULTIMATE LINE embroidery on cab seat headrests
- Living room and bedroom indirect lighting dimmer
- ULTIMATE LINE embroidery on living area doormat
- Magnetic shower door latches with matte black edge
- Shower column with backlit finish and aluminium-style finish
- White shower tray
- Black shower duckboard
- Washroom with boat deck-type wall covering



* TEP: Polyamide-coated fabric.

NEW STYLE: LUCEO*

A MODERN LOOK

With its light wood tones, the new LUCEO style is decidedly modern. Its horizontal wood grain combined with a new door shape give it a contemporary look and create an enjoyable atmosphere.

ATTENTION TO DETAIL

Harmonious details underpin the interior's elegance. New materials have been introduced to ensure everything matches perfectly. This can be seen in the white woven pattern finish, which adds a glossy brightness to your kitchen, and the new non-woven flooring, which has been specially designed to match the LUCEO style. All of these materials have been meticulously selected by our team of designers so you can enjoy a style with uncompromising quality.

CONTRASTING INTERPLAYS

Our RAPIDO teams have designed a characterful style so you can enjoy charismatic journeys. LUCEO's light wood colour is enhanced by bright white accents combined with new black fittings such as the new kitchen window finish.

*Available in VANS, C, 6F, 8F and 80dF.
The LUCEO style varies between ranges. For more details,
please refer to the relevant model page.



8096dF



CAMPERVANS

LOW-PROFILE

WHEN CHOOSING YOUR RAPIDO, FIRST SELECT YOUR LAYOUT



VANS

CAMPERVANS WITH PEUGEOT CHASSIS



SERIE C

COMPACT LOW-PROFILE MODELS WITH SPECIAL PEUGEOT** CHASSIS



SERIE 6F*

LOW-PROFILE MODELS WITH SPECIAL PEUGEOT** CHASSIS & EXTRA-WIDE REAR TRACK

ELECTRIC HEIGHT-ADJUSTABLE CENTRAL BED WITH LARGE STORAGE AREA/GARAGE

C50 6,59 m



686F 7,20 m



C86 6,99 m



696F 7,49 m



ULTIMATE line

TWIN BEDS


V68 6,36 m



C55 6,72 m



666F 7,49 m



ULTIMATE line

ALDE AS OPTION

TRANSVERSE BED

CORNER DOUBLE BED

MAIN DROP-DOWN CAB BED

V55 5,99 m



C56 5,99 m



* Drop-down bed available as an option on all Series 6F models.
 ** PEUGEOT not available RHD. RHD models only with FIAT option.

A - CLASS



SERIE 8F

A-CLASS MODELS
WITH FIAT CHASSIS
& EXTRA-WIDE REAR TRACK



SERIE 80dF

A-CLASS MODELS
WITH FIAT AL-KO CHASSIS,
EXTRA-WIDE REAR TRACK
& STORAGE DOUBLE FLOOR



SERIE DISTINCTION

A-CLASS MODELS
WITH FIAT AL-KO CHASSIS,
EXTRA-WIDE REAR TRACK
& STORAGE DOUBLE FLOOR



SERIE M

A-CLASS MODELS
WITH MERCEDES AL-KO CHASSIS,
EXTRA-WIDE REAR TRACK
& STORAGE DOUBLE FLOOR

886F 7,20 m



8086dF 7,20 m



i96 7,54 m



ULTIMATE
line

ALDE AS OPTION

M96 7,54 m



ALDE AS OPTION

896F 7,49 m



8096dF 7,49 m



ULTIMATE
line

ALDE AS OPTION

i190 7,99 m



ULTIMATE
line

ALDE AS STANDARD

866F 7,49 m



8066dF 7,49 m



ULTIMATE
line

ALDE AS OPTION

i66 7,54 m



ULTIMATE
line

ALDE AS STANDARD

M66 7,54 m



ALDE AS STANDARD

854F 6,70 m



SERIE VANS

*Welcome
home*



Your freedom is more precious than ever before, which is why our RAPIDO campervan range has been designed to bring your travel dreams to life. Thanks to our brand new LUCEO interior style, you will feel more at home than ever before in your campervan.



VANS

CAMPERVANS WITH PEUGEOT CHASSIS

V55



2+2*



4



2+1



5,99 m x 2,05 m

V68



2+2*



4



2+1



6,36 m x 2,05 m

RAPIDO VAN PACK

(OPTIONAL EXTRA)

FOR EVEN MORE FITTINGS



- ESC with Anti Slip Regulation (ASR), Roll Over Mitigation (ROM) and Hill Holder
- Height-adjustable Comfort cab seats with swivel base and 2 armrests
- Front bumper painted in bodywork colour
- Automatic gas inverter
- DAB PIONEER® multimedia system with 6.8" screen and APPLE CAR PLAY/ANDROID AUTO
- Reversing camera with control screen built into the dashboard
- 2nd remote keyless entry control (RKE)
- Side door with flyscreen

* Seats with seat belts: for registered (driving) seats, please refer to the technical manual available on our website.

STANDARD FITTINGS

CONSTRUCTION

- XHP Xtrem Hybrid Protect insulation = polyurethane and polyether compound with aluminium beams
- Floor with 25 mm Styrofoam insulation and polyester underfloor
- Moulded internal bodywork walls
- Monobloc honeycomb ceiling
- Watertight floor seal protecting the side door area
- Storage area:
 - Reinforced panels with Titan finish
 - Sliding curtain on storage area compartment for permanent access
 - Detachable storage shelves
 - Reinforced storage area floor covering
 - Stowage bars

BODYWORK AND OPENINGS

- New external décor
- Model name in black lettering
- Cab recess for extra space
- Midway stop on sliding side door
- Transparent skylights with blind and flyscreen (70 x 50 cm model, located up front)
- Side and rear windows with double glazing, polyurethane frame and cassette flyscreen and blinds
- Full thermal covering and handle on the side door
- Protective side door gutter with LED lighting

HEATING

- TRUMA Combi 4 heating with CP PLUS control panel

STYLE

- New LUCEO furniture:
 - New style
 - New sleek look
 - Wood-colour overhead cupboard doors
 - Push lock on overhead cupboard doors
 - New white woven pattern wall finish behind the dinette table
 - New non-woven flooring
 - Light mineral laminate surface on kitchen worktop and living room table with black veneer edging strip
- NACARAT furniture:
 - Glossy white overhead cupboard doors
 - Light mineral laminate surface on kitchen worktop and living room table with wood-colour veneer edging strip
- Horizontal wood grain
- Automatic indoor/outdoor LED lighting with « coming home/leaving home » mode

LIVING ROOM

- Living room window finish with backlit Plexiglass (LUCEO: charcoal grey; NACARAT: glossy white)
- Living room bench seat:
 - Ultra-comfortable upholstery shape
 - Depth-adjustable seat
 - Height-adjustable headrests
 - Wooden edging strip
 - Side backlighting
 - Storage under dinette seat bench
- Table with extension
- Spotlight under overhead cupboards with inbuilt USB port (LUCEO: matte black; NACARAT: chrome)
- TV wiring and mount

KITCHEN

- White drawer fronts with inbuilt matte black handles (LUCEO: matte white; NACARAT: glossy white)
- Refrigerator with freezer
- Extra spice rack on kitchen side (LUCEO: charcoal grey; NACARAT: glossy white)
- Kitchen unit:
 - Backlit along the bottom
 - Generous smooth stainless steel sink with glossy black glass cover
 - Chromed brass kitchen tap with ceramic cartridge
 - Two-hob overhanging tempered glass stove top with dual-function cover: splashback and worktop extension
 - Worktop extension
 - Inbuilt rubbish bin
 - Wire basket for bottles (V68)
 - Storage alcove
- Drawer storage with cutlery/pot spaces and central locking

WASHROOM

- DUO'SPACE: washroom with swivelling partition to optimise space (V68)
- MODUL'SPACE*: with curved shower tray for greater ease (V55)
- White basin (V55: rectangular; V68: round)
- High storage unit with mirror doors (V55)
- Storage alcoves
- Laminate basin countertop
- Shower column with Plexiglass finish and shower head (V68)
- Towel rail
- Cup holder and cup
- LED lighting
- Camping toilet with removable tank
- Teak-style shower duckboard (V68)
- Laminate surface on shower walls

BEDROOM

- Permanent bed with aluminium base frame and active multilayer slats
- Permanent bed with BULTEX® foam mattress
- High quality stretch fabric on permanent bed mattress
- Bedroom speaker
- Rear lintel storage

BASE VEHICLE FITTINGS

- 2.2-litre 140 hp BlueHDi PEUGEOT BOXER base vehicle
- 4 registered (driving) seats
- ABS braking
- Traction+ with Hill Descent Control (helps control speed downhill)
- Driver and passenger airbags
- Electric de-frosting wing mirrors
- Central locks on cab and side doors with remote control
- Spare tyre
- Reinforced rear suspension (V68, except 35H chassis)
- Cruise control with speed limiter
- TPMS: tyre pressure monitoring system (PEUGEOT)
- Stop & Start

CAB FITTINGS

- Cab blinds (windscreen and side windows)
- Electric front windows
- Independent car radio operation
- Carpeted floor in cab
- TOUCH reading spotlight in cab
- Leather steering wheel and gear knob
- Embroidered cab headrest covers

LIVING AREA FITTINGS

- Digital control panel
- Anti-crash system, allows you to drive with the gas heating on
- Solar panel and reversing camera wiring
- 3-point retractable safety belts in living area
- USB plugs in living room/bedroom
- External shower with hot and cold water
- Living room speaker for greater sound quality when driving and parked

*VANS Series models are also available with the optional FIAT DUCATO chassis.
Contact your local dealer to find out more.*



For the complete equipment list, please refer to the technical manual available on our website or scan this QR code.

V55:

100% INNOVATION

The V55 is a unique model in the campervan world. It boasts all the comforts of home thanks to its large swivelling MODUL'SPACE® wardrobe, which is a RAPIDO patented innovation. This large wardrobe is retractable and frees up the shower space by sitting above the bed. At night, it moves back into the shower space to free up the sleeping area.

V68:

GENEROUS INTERIOR SPACE

The V68's onboard space is optimised thanks to its DUO'SPACE washroom. The cleverly-designed DUO'SPACE washroom features a partition that swivels to create a toilet fully separated from the shower area or a shower with all the comfort and space you could need for your feet and shoulders.



V68



V55



V55



V68



V68



V68



SERIE

C

*Enter
another
dimension*



Travel takes on a whole new dimension with C Series. Featuring compact exterior dimensions, the four C Series models take you on new adventures.

These manoeuvrable, agile models get you closer to your destination. Inside is all the comfort you would expect from RAPIDO low-profile models, with extra light introduced through the SKYVIEW panoramic roof.



C SERIES

COMPACT LOW-PROFILE MODELS WITH SPECIAL PEUGEOT** CHASSIS

C50



2+2*



5



2+1



DUO'SPACE



6,59 m x 2,17 m

C55



2+2*



5



2+1



High
beds



DUO'SPACE



6,72 m x 2,17 m

C56



2+2*



5



2+1



5,99 m x 2,17 m

* Seats with seat belts: for registered (driving) seats, please refer to the technical manual available on our website.

** PEUGEOT not available RHD. RHD models only with FIAT Option.

C86



2+2*



4



2+1



6,99 m x 2,17 m

SERIE C



**SKYVIEW
PANORAMIC ROOF**

Cab with wraparound windscreen and furniture continuity.

STANDARD FITTINGS

CONSTRUCTION

- 100% shock absorption polyester: roof, side walls and underfloor protection
- Floor bodywork in polyurethane
- Styrofoam® insulation

BODYWORK AND OPENINGS

- Model name and RAPIDO brand in black lettering
- SKYVIEW panoramic roof:
 - Stylish, modern look
 - Laminated glass with UV coating and inbuilt blackout blind
 - Cab with wraparound windscreen
 - SKYVIEW heating duct
- Large longitudinal living room skylight with wooden trim
- Designer rear pillars with inbuilt tail light unit
- Rear bumper with LED lights
- Inbuilt wiring/space for reversing camera
- Aluminium side skirt line
- Exclusive exterior décor
- Double glazed living area windows with polyurethane frame, and cassette blinds and flyscreen
- Electric living area entry step

HEATING

- Combi DIESEL heating with CP PLUS control panel

STORAGE

- Heated garage/storage area
- Storage area LED ceiling light rail

STYLE

- New LUCEO furniture:
 - New style
 - New sleek look
 - Wood-colour overhead cupboard doors
 - New white woven-pattern finish in kitchen and entrance
 - New non-woven flooring
- NACARAT furniture:
 - Glossy white overhead cupboard doors
- Horizontal wood grain
- Light mineral laminate surface on kitchen worktop and living room table
- Push lock on overhead cupboard doors
- 100% LED ambient lighting in living room, kitchen and bedroom

LIVING ROOM

- Height-adjustable headrests (forward-facing bench seat)
- Forward-facing conversion of face-to-face living room bench seats
- Living room bench seat armrest (C86)
- Open unit to fit 22" flat screen TV (C86)
- Laminated table with solid wood moulding (NACARAT) or matte black veneer edges (LUCEO)
- Spotlight under overhead cupboards with inbuilt USB port (LUCEO: matte black; NACARAT: chrome)
- Magnetic bench seat backs for a faster forward-facing conversion (C86)
- Living room converts to single occasional berth

KITCHEN

- White drawer fronts with inbuilt matte black handles (LUCEO: matte white; NACARAT: glossy white)
- Soft-closing drawers with electric central locking
- Lighting under the worktop
- Plexiglas finish on kitchen window with inbuilt spice rack and 230 V and 12 V power outlet compartment (LUCEO: glossy black; NACARAT: glossy white)
- Worktop extension on kitchen unit side
- Compressor refrigerator
- Screen-printed glass camping stove, overhanging 2-hob camping stove with glass cover
- Inbuilt cooker hood with LED lighting
- Chromed brass kitchen tap with ceramic cartridge (C86)
- Sliding storage (C56)

WASHROOM

- DUO'SPACE: washroom with swivelling partition to optimise space (C50 and C55)
- Washroom storage unit with two mirror doors and frosted RAPIDO logo (C86)
- Laminate basin countertop with aluminium-style finish (C86)
- Teak-style shower duckboard (except C86)
- Thermoformed rectangular basin with swivel brass mixer tap and ceramic cartridge (C86)
- Shower column with slate grey Plexiglas finish
- Skylight with blackout blind and flyscreen, and clothes drying rack
- Chrome finish washroom accessories
- Quick-clean thermoformed camping toilet compartment (except C56)

BEDROOM

- Wall-mounted wardrobes with curved door and push lock system (C50 and C86)
- Stylish bedside tables with open alcoves and 12 V plug (C50 and C86)
- New spotlight under overhead cupboard with USB port
- Backlit overhead cupboards (C50 and C86)
- Fabric-covered backlit headboard
- Permanent bed with aluminium base frame and active multilayer slats, with highly durable BULTEX® foam mattress
- Base lifts up from footboard for storage access (C50, C55 and C86)
- Retractable central bed base (C50 and C86)
- Footboard bed extension (C56)
- Second TV space in bedroom with 12V/coaxial/HDMI wiring (C50, C55 and C86)

BASE VEHICLE FITTINGS

- 2.2-litre 140 hp BlueHDi PEUGEOT* BOXER base vehicle
- Central locking on cab and living area doors
- «Coming-home» mode with automatic awning light and electric entry step
- TPMS: tyre pressure monitoring system (PEUGEOT)
- Stop & Start

CAB FITTINGS

- Cup holders
- Cab doors with electric windows
- TOUCH reading spotlight in cab
- Easy-clean flooring for cab/living area connection
- Embroidered** cab headrest covers

C Series models are also available with the optional FIAT DUCATO chassis (mandatory for RHD). Contact your local dealer to find out more.



For the complete equipment list, please refer to the technical manual available on our website or scan this QR code.

* PEUGEOT not available RHD. RHD models only with FIAT option.

** Embossing on leather upholstery.



BED CONVERSION

Quickly convert your living room into an extra single bed so three people can sleep in your vehicle.



AN EXTRA SEAT

Guests visiting?

Pull out the foldaway seat to increase the number of places at your table to five (C55 and C56; fixed seat on C50).

SELECT PACK



(OPTIONAL EXTRA)

FOR EVEN MORE FITTINGS

- Reversing camera with control screen built into the dashboard
- DAB PIONEER® multimedia system with 6.8" screen and APPLE CAR PLAY/ANDROID AUTO
- ESC with Anti Slip Regulation (ASR), Roll Over Mitigation (ROM) and Hill Holder
- Electric de-frosting wing mirrors
- Height-adjustable swivel cab seats with 2 adjustable armrests
- Dual-pleat thermal windscreen and cab window roller blinds
- Living area door with 2-point locking and fixed window
- Living area door flyscreen
- Second remote keyless entry control (RKE)
- Second leisure battery AGM



ENJOY FREEDOM ANYWHERE, ANYTIME

The compact C Series opens up even more travel opportunities. Enjoy the freedom that C Series gives you to explore new horizons. And it comes packed with standard fittings so you can travel with complete freedom.

COMPREHENSIVE RANGE

C Series offers a choice between four different layouts: corner double bed, twin beds and two central bed layouts. With lengths stretching from 5.99 m to 6.99 m, you are sure to find the right model for you.





C50



C50





C55



C55



C55



C86



C56



C86



SERIE 6F

*Well-being
starts here*



Series 6F embodies RAPIDO's know-how and love of beautiful finishes – down to the smallest detail.

This series is generously equipped with standard fittings and it features redesigned light-filled living spaces.

Outside, you can enjoy a stylish motorhome with low-profile hood and modern exterior décor.

SERIES 6F

LOW-PROFILE MODELS WITH SPECIAL PEUGEOT*** CHASSIS & EXTRA-WIDE REAR TRACK

666F



ULTIMATE
line

2+2*	5	2+1 2+2**	High beds	ALDE as option



7,49 m x 2,35 m

686F



2+2*	4	2+1 2+2**	XL



7,20 m x 2,35 m

696F



ULTIMATE
line

2+2*	5	2+1 2+2**	XXL



7,49 m x 2,35 m

* Seats with seat belts: for registered (driving) seats, please refer to the technical manual available on our website.

** With drop-down bed option.

*** PEUGEOT not available RHD. RHD models only with FIAT option.



ELECTRIC DROP-DOWN BED AVAILABLE AS AN OPTION ON ALL MODELS

- Finish under drop-down bed with direct and indirect lighting
- Incorporated with the living area style
- Privacy curtain
- Storage net
- Slat base and BULTEX® foam mattress
- Height under drop-down bed: 1.93 m
- 65 cm to 85 cm clearance between the top of the mattress and the ceiling



STANDARD FITTINGS

CONSTRUCTION

- 100% shock absorption polyester: roof, side walls and underfloor protection
- Floor bodywork in polyurethane
- Styrofoam® insulation

BODYWORK AND OPENINGS

- New external décor
- Model name and RAPIDO brand in black lettering
- Stylish low-profile hood
- Opening panoramic roof
- Large longitudinal living room skylight with wooden trim
- Designer rear pillars with inbuilt tail light unit
- Rear bumper with LED lights
- Inbuilt wiring/space for reversing camera
- Double glazed living area windows with polyurethane frame, and cassette blinds and flyscreen
- Large living area door: 540 mm (models : 7.49 m)

HEATING

- ALDE Arctic Comfort Plus heating (option in 666F)
- TRUMA Combi 4 heating with CP PLUS control panel (686F)
- TRUMA Combi 6 EH (gas and electricity) heating with CP PLUS control panel (666F and 696F)
- Anti-crash system so you can drive with the gas heating on

STORAGE

- Heated garage/storage area
- Storage area LED ceiling light rail

STYLE

- New LUCEO furniture:
 - New style
 - New sleek look
 - Wood-colour overhead cupboard doors
 - New white woven-pattern finish in kitchen and entrance
 - New non-woven flooring
- NACARAT furniture:
 - Glossy white overhead cupboard doors
- Horizontal wood grain
- Push lock on overhead cupboard doors
- LED backlit racks in living room
- Light mineral laminate surface on kitchen worktop and living room table
- TEP* cab edging strip with RAPIDO embroidery and double stitching
- 100% LED ambient lighting in living room, kitchen and bedroom

LIVING ROOM

- Forward-facing conversion of face-to-face living room bench seats
- Living room bench seat armrest
- Easy movement around the living room (no raised floor)
- Overhead cupboards in the living room with extra-wide door (except with drop-down bed option)
- Open unit to fit 22" flat screen TV
- Laminated table with solid wood moulding (NACARAT) or matte black veneer edges (LUCEO)
- Spotlight under overhead cupboards with inbuilt USB port (LUCEO: matte black; NACARAT: chrome)
- Magnetic bench seat backs for a faster forward-facing conversion

KITCHEN

- White drawer fronts with inbuilt matte black handles (LUCEO: matte white; NACARAT: glossy white)
- Soft-closing drawers with electric central locking
- Lighting under the worktop
- Plexiglas finish on kitchen window with inbuilt spice rack and 230 V and 12 V power outlet compartment (LUCEO: glossy black; NACARAT: glossy white)
- Extra spice rack on kitchen side (LUCEO: glossy black; NACARAT: glossy white)
- Worktop extension on kitchen unit side
- Large 145-litre AES fridge (686F; 135-litre)
- Embossed stainless steel stove top with 2 hobs, independent black covers and piezo ignition (option 3 hobs)
- Inbuilt cooker hood with LED lighting
- Chromed brass kitchen tap with ceramic cartridge

WASHROOM

- Washroom storage unit with two mirror doors and frosted RAPIDO logo
- Matte white washroom unit door with push-lock system
- Laminate basin countertop with aluminium-style finish
- Thermoformed rectangular basin with swivel brass mixer tap and ceramic cartridge
- Shower column with slate grey Plexiglas finish (686F)
- Skylight with blackout blind and flyscreen, and clothes drying rack
- Chrome finish washroom accessories
- Quick-clean thermoformed camping toilet compartment

BEDROOM

- Wall-mounted wardrobes with curved door and push lock system (686F and 696F)
- Stylish bedside tables with open alcoves and 12 V plug (686F and 696F)
- New spotlight under overhead cupboard with USB port
- Backlit overhead cupboards (686F and 696F)
- Fabric-covered backlit headboard
- Permanent bed with aluminium base frame and active multilayer slats, with highly durable BULTEX® foam mattress
- Retractable central bed base (686F and 696F)
- Storage drawer at the foot of central bed (686F and 696F)
- Second TV space in bedroom with 12V/coaxial/HDMI wiring

BASE VEHICLE FITTINGS

- 2.2-litre 140 hp BlueHDi PEUGEOT** BOXER base vehicle
- Central locking on cab and living area doors
- «Coming home» mode with automatic awning light
- TPMS: tyre pressure monitoring system (PEUGEOT)
- Stop & Start

CAB FITTINGS

- Cup holders
- Cab doors with electric windows
- TOUCH reading spotlight in cab
- Easy-clean flooring for cab/living area connection
- Embroidered*** cab headrest covers

Series 6F models are also available with the optional FIAT DUCATO chassis (mandatory for RHD). Contact your local dealer to find out more.



For the complete equipment list, please refer to the technical manual available on our website or scan this QR code.

* TEP: Polyamide-coated fabric.

** PEUGEOT not available RHD. RHD models only with FIAT option.

*** Embossing on leather upholstery.

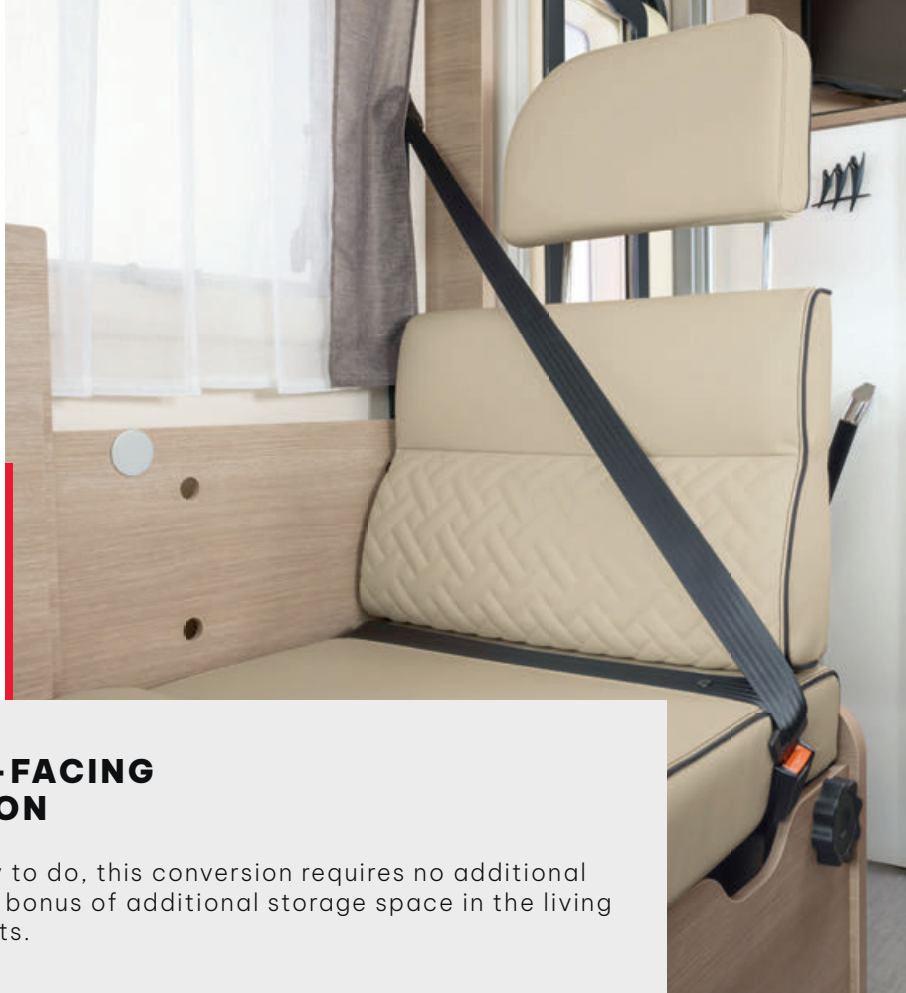
ULTIMATE *line*

The 666F and 696F models feature a superior level of fittings reserved for the ULTIMATE LINE special edition series.

Refer to pages 4–5 of this catalogue to find out more.

FORWARD-FACING CONVERSION

Simple and easy to do, this conversion requires no additional items. Enjoy the bonus of additional storage space in the living room bench seats.



SERIE 6F

SELECT PACK

(OPTIONAL EXTRA)

FOR EVEN MORE FITTINGS



- Reversing camera with control screen built into the dashboard
- DAB PIONEER® multimedia system with 6.8" screen and APPLE CAR PLAY/ANDROID AUTO
- ESC with Anti Slip Regulation (ASR), Roll Over Mitigation (ROM) and Hill Holder
- Electric de-frosting wing mirrors
- Height-adjustable swivel cab seats with 2 adjustable armrests
- Dual-pleat thermal windscreen and cab window roller blinds
- Living area door with 2-point locking, fixed window and inbuilt bin
- Living area door flyscreen
- Automatic gas inverter
- 2nd remote keyless entry control (RKE)

ENJOY AN EXCLUSIVE EXPERIENCE WITH OUR TWO ULTIMATE LINE MODELS

Looking for an exclusive model? Choose from our two ULTIMATE LINE special edition models: 666F and 696F. These models give you access to an exclusive range of fittings. As a bonus, you can get an unrivalled look by choosing a Lanzarote Grey colour for the cab (ULTIMATE LINE option).

INDIVIDUALITY

The low-profile hood on Series 6F models gives them a modern, flowing shape. A logo tiara with chrome RAPIDO lettering sits atop. The pillars have been specially designed to perfectly match this low-profile hood. New exterior décor enhances the overall style in the 2023 Collection.

WITH OR WITHOUT DROP-DOWN BED

Configure your Series 6F however you like. The electric drop-down double bed is available as an option for all models. This gives you four berths in your vehicle.



686F



666F

SERIE 6F



666F



696F



696F



696F



SERIE 6F

696F



696F

SERIE 8F

*French
charm in a
motorhome*



With Series 8F, the art of living has never been so alluring. In this series, you can enjoy one of our RAPIDO A-Class models.

Get ready to be charmed by a motorhome where the chic interior joins the stylish look enhanced by the curvy front.



SERIES 8F

A-CLASS MODELS WITH
FIAT CHASSIS & EXTRA-WIDE REAR TRACK

854F



2+2*	7	2+2 2+2+2**



6,70 m x 2,35 m

866F



2+2*	5	2+2 2+1***	High beds



7,49 m x 2,35 m

886F



2+2*	4	2+2 2+1***	



7,20 m x 2,35 m




* Seats with seat belts: for registered (driving) seats, please refer to the technical manual available on our website.

** With drop-down bed option.

*** With option of no cab bed.

896F



			
2+2*	5	2+2 2+1***	



7,49 m x 2,35 m



EXTERNAL SLIDING STORAGE
DRAWER

With key lock. Exclusive option for Series 8F.

STANDARD FITTINGS

CONSTRUCTION

- 100% shock absorption polyester: roof, side walls and underfloor protection
- Floor bodywork in polyurethane
- Styrofoam® insulation

BODYWORK AND OPENINGS

- New matte black grille
- New external décor
- Model name and RAPIDO brand in black lettering
- Streamlined front with LED day running lights
- Panoramic wide-angle windscreen
- Large longitudinal living room skylight with wooden trim
- Designer rear pillars with inbuilt tail light unit
- Rear bumper with LED lights
- Inbuilt wiring/space for reversing camera
- Double glazed living area windows with polyurethane frame, and cassette blinds and flyscreen
- Electric living area entry step
- Large living area door: 540 mm (models : 7.49 m)

HEATING

- TRUMA Combi 6 heating with CP PLUS control panel
- Anti-crash system so you can drive with the gas heating on
- Heated waste water tank

STORAGE

- Internal underfloor storage compartments (except 854F)
- Heated garage/storage area
- Storage area LED ceiling light rail

STYLE

- New LUCEO furniture:
 - New style
 - New sleek look
 - Wood-colour overhead cupboard doors
 - New white woven-pattern finish in kitchen and entrance
 - New non-woven flooring
- NACARAT furniture:
 - Glossy white overhead cupboard doors
- Horizontal wood grain
- Push lock on overhead cupboard doors
- LED backlit racks in living room
- Light mineral laminate surface on kitchen worktop and living room table
- 100% LED ambient lighting in living room, kitchen and bedroom



INTERNAL STORAGE COMPARTMENT

Living room hatch for accessing the storage space from the interior (except 854F).

LIVING ROOM

- Forward-facing conversion of face-to-face living room bench seats
- Living room bench seat armrests
- Easy movement around the living room (no raised floor)
- Overhead cupboards in the living room with extra-wide door
- Open unit to fit 22" flat screen TV
- Laminated table with solid wood moulding (NACARAT) or matte black veneer edges (LUCEO)
- Spotlight under overhead cupboards with inbuilt USB port (LUCEO: matte black; NACARAT: chrome)
- Magnetic bench seat backs for a faster forward-facing conversion

KITCHEN

- White drawer fronts with inbuilt matte black handles (LUCEO: matte white; NACARAT: glossy white)
- Soft-closing drawers with electric central locking
- Lighting under the worktop
- Plexiglas finish on kitchen window with inbuilt spice rack and 230 V and 12 V power outlet compartment (LUCEO: glossy black; NACARAT: glossy white)
- Extra spice rack on kitchen side (LUCEO: glossy black; NACARAT: glossy white)
- Worktop extension on kitchen unit side
- Large AES refrigerator
- Embossed stainless steel stove top with 2 hobs, independent black covers and piezo ignition (option 3 hobs)
- Inbuilt cooker hood with LED lighting
- Chromed brass kitchen tap with ceramic cartridge

WASHROOM

- Washroom storage unit with two mirror doors and frosted RAPIDO logo
- Matte white washroom unit door with push-lock system
- Laminate basin countertop with aluminium-style finish
- DUO'SPACE: washroom with swivelling partition to optimise space (854F)
- Thermoformed rectangular basin with swivel brass mixer tap and ceramic cartridge (866F, 886F and 896F)
- Shower column with slate grey Plexiglas finish
- Skylight with blackout blind and flyscreen, and clothes drying rack
- Chrome finish washroom accessories
- Quick-clean thermoformed camping toilet compartment

BEDROOM

- Wall-mounted wardrobes with curved door and push lock system (886F and 896F)
- Stylish bedside tables with open alcoves and 12 V plug (886F and 896F)
- New spotlight under overhead cupboard with USB port
- Backlit overhead cupboards (886F and 896F)
- Fabric-covered backlit headboard
- Permanent bed with aluminium base frame and active multilayer slats, with highly durable BULTEX® foam mattress
- Retractable central bed base (886F and 896F)
- Second TV space in bedroom with 12V/coaxial/HDMI wiring



For the complete equipment list,
please refer to the technical manual available on our
website or scan this QR code.

* Embossing on leather upholstery.

BASE VEHICLE FITTINGS

- Electric power steering
- Coach-style wing mirrors in white
- Central locking on driver's and living area doors
- «Coming-home» mode with automatic awning light and electric entry step

CAB FITTINGS

- Jack-assisted foldaway cab bed with slat base and BULTEX® foam mattress
- New fabric finish on cab bed bottom and inbuilt spotlights with «Coming Home» mode
- Cab bed bottom with open storage alcove
- Central locking on cab bed
- Cup holders
- Driver's door with electric window
- Embroidered* cab headrest covers



DUAL-PLEAT THERMAL SLIDING WINDSCREEN BLIND

SELECT PACK

Up/down (sunshade)

SELECT PACK



(OPTIONAL EXTRA)

FOR EVEN MORE FITTINGS

- Reversing camera with control screen built into the dashboard
- DAB PIONEER® multimedia system with 6.8" screen and APPLE CAR PLAY/ANDROID AUTO
- ESC with Anti Slip Regulation (ASR), Roll Over Mitigation (ROM), Hill Holder, cross wind assist, towing stability control and automatic post-collision braking.
- Electric de-frosting wing mirrors
- Height-adjustable swivel cab seats with 2 adjustable armrests
- Thermal sliding, dual-pleat windscreen blind: up/down (sunshade)
- Driver's door with 2-point locking
- Living area door with 2-point locking, fixed window and inbuilt bin
- Living area door flyscreen
- Automatic gas inverter
- 2nd remote keyless entry control (RKE)

A NEW LOOK

Series 8F features a new look for the 2023 Collection, with the addition of a new grille. This new matte black grille also boasts a car-inspired honeycomb design. The chrome RAPIDO logo adds the finishing touch to this new addition.

854F: COMPACT AND ENJOYABLE

Love motorhomes with a big living room and all the mod cons? Then this is your dream model: the 854F! This model only measures 6.70 m long and features a unique layout with generous space.



854F



SERIE 8F

854F



854F



896F



896F



896F



866F

SERIE 8F



866F



SERIE 80dF

Storage double floor and AL-KO chassis: a winning combination



The RAPIDO pass-through storage double floor is innovative with its external access and wide openings which enable you to store a folding table and chairs. It also boasts all the advantages of a technical double floor including an insulated fresh water tank, which optimises the interior layout and provides a generous amount of living space. The level floor throughout the vehicle adds to this feeling of spaciousness.

80dF SERIES

A-CLASS MODELS WITH FIAT AL-KO CHASSIS,
EXTRA-WIDE REAR TRACK & STORAGE DOUBLE FLOOR

8066dF



ULTIMATE
line



2+2*



5



2+2
2+1**



High
beds



ALDE
as option



7,49 m x 2,35 m

8086dF



2+2*



4



2+2
2+1**



7,20 m x 2,35 m

8096dF



ULTIMATE
line



2+2*



5



2+2
2+1**



ALDE
as option



7,49 m x 2,35 m


* Seats with seat belts: for registered (driving) seats, please refer to the technical manual available on our website.

** With option of no cab bed.



STORAGE DOUBLE FLOOR

- Maximised full-width storage space, accessible from both inside and outside the vehicle
- Heated, lit double floor
- Heated fresh and waste water tanks
- Flat living area floor, without steps
- Greater acoustic insulation
- Thermal insulation, helping maintain a pleasant ambient temperature in the living area
- Storage space freed up in the living area (all the technical components are contained in the double floor)
- Lowered centre of gravity for optimal stability
- TITAN high resistance interior cladding for greater longevity



STANDARD FITTINGS

CONSTRUCTION

- 100% shock absorption polyester: roof, side walls and underfloor protection
- Floor bodywork in polyurethane
- Storage area in robust polyurethane
- AL-KO chassis with independent suspension
- Styrofoam® insulation

BODYWORK AND OPENINGS

- New matte black grille
- New external décor
- Model name and RAPIDO brand in black lettering
- Streamlined front with LED day running lights
- Panoramic wide-angle windscreen
- Large longitudinal living room skylight with wooden trim
- Designer rear pillars with inbuilt tail light unit
- Rear bumper with LED lights
- Inbuilt wiring/space for reversing camera
- Chrome strip
- Double glazed living area windows with polyurethane frame, and cassette blinds and flyscreen
- Electric living area entry step
- Living area entry step backlighting turns on when door opens
- Large living area door: 540 mm (models : 7.49 m)
- Storage area hatch struts
- Storage area compression handles flush with hatch, with 2-point locking

HEATING

- ALDE Arctic Comfort Plus heating (option on 8066dF and 8096dF)
- TRUMA Combi 6 heating with CP PLUS control panel (8086dF; 6 EH in 8066dF and 8096dF)
- Heating distributed via the living room table leg (8066dF, 8086dF, 8096dF; except telescopic leg)
- TRUMA windscreen heating duct to remove condensation (not compatible with WEBASTO)
- Anti-crash system so you can drive with the gas heating on

STORAGE

- Full-width storage double floor with internal and external access
- Heated, lit double floor
- Heated garage/storage area

STYLE

- New LUCEO furniture:
 - New style
 - New sleek look
 - Wood-colour overhead cupboard doors
 - New white woven-pattern finish in kitchen and entrance
 - New non-woven flooring
- NACARAT furniture:
 - Glossy white overhead cupboard doors
- Horizontal wood grain
- Push lock on overhead cupboard doors
- LED backlit racks in living room
- Light mineral laminate surface on kitchen worktop and living room table
- 100% LED ambient lighting in living room, kitchen and bedroom

LIVING ROOM

- Forward-facing conversion of face-to-face living room bench seats
- Living room bench seat armrest
- Easy movement around the living room (no raised floor)
- Overhead cupboards in the living room with extra-wide door
- Inbuilt unit to fit 32" flat screen TV with backlighting and storage (except 8086dF)
- Laminate table with solid wood moulding, varnished (NACARAT) or matte black (LUCEO)
- Spotlight under overhead cupboards with inbuilt USB port (LUCEO: matte black; NACARAT: chrome)
- Magnetic bench seat backs for a faster forward-facing conversion

KITCHEN

- White drawer fronts with inbuilt matte black handles (LUCEO: matte white; NACARAT: glossy white)
- Soft-closing drawers with electric central locking
- Lighting under the worktop
- Plexiglas finish on kitchen window with inbuilt spice rack and 230 V and 12 V power outlet compartment (LUCEO: glossy black; NACARAT: glossy white)
- Extra spice rack on kitchen side (LUCEO: glossy black; NACARAT: glossy white)
- Worktop extension on kitchen unit side
- Deep 156-litre fridge with flat door (135-litre for 8086dF)
- Embossed stainless steel stove top with 2 hobs, independent black covers and piezo ignition (option 3 hobs)
- Inbuilt cooker hood with LED lighting
- Chromed brass kitchen tap with ceramic cartridge

WASHROOM

- Washroom storage unit with two mirror doors and frosted RAPIDO logo
- Matte white washroom unit door with push-lock system
- Laminate basin countertop with aluminium-style finish
- Thermoformed rectangular basin with swivel brass mixer tap and ceramic cartridge
- Shower column with slate grey Plexiglas finish (8086dF)
- Skylight with blackout blind and flyscreen, and clothes drying rack
- Chrome finish washroom accessories
- Quick-clean thermoformed camping toilet compartment

BEDROOM

- Wall-mounted wardrobes with curved door and push lock system (8086dF and 8096dF)
- Stylish bedside tables with open alcoves and 12 V plug (8086dF and 8096dF)
- New spotlight under overhead cupboard with USB port
- Backlighting on overhead cupboards and wall-mounted wardrobes (8086dF and 8096dF)
- Fabric-covered backlit headboard
- Permanent bed with aluminium base frame and active multilayer slats, with highly durable BULTEX® foam mattress
- Retractable central bed base
- Storage drawer at the foot of central bed
- Second TV space in bedroom with 12V/coaxial/HDMI wiring

BASE VEHICLE FITTINGS

- Electric power steering
- Coach-style wing mirrors in white
- Central locking on driver's and living area doors
- «Coming-home» mode with automatic awning light and electric entry step

CAB FITTINGS

- Jack-assisted foldaway cab bed with slat base and BULTEX® foam mattress
- New fabric finish on cab bed bottom and inbuilt spotlights with «Coming Home» mode
- Cab bed bottom with closed storage
- Central locking on cab bed
- Cup holders
- Driver's door with electric window
- Embroidered* cab headrest covers



For the complete equipment list, please refer to the technical manual available on our website or scan this QR code.

* Embossing on leather upholstery.

ULTIMATE line

The 8066dF and 8096dF models feature a superior level of fittings reserved for the ULTIMATE LINE special edition series.

Refer to pages 4-5 of this catalogue to find out more.



SELECT PACK



(OPTIONAL EXTRA)

FOR EVEN MORE FITTINGS

- Reversing camera with control screen built into the dashboard
- DAB PIONEER® multimedia system with 6.8" screen and APPLE CAR PLAY/ANDROID AUTO
- ESC with Anti Slip Regulation (ASR), Roll Over Mitigation (ROM), Hill Holder, cross wind assist, towing stability control and automatic post-collision braking.
- Electric de-frosting wing mirrors
- Height-adjustable swivel cab seats with 2 adjustable armrests
- Dual-pleat thermal sliding windscreen blind: up/down (sunshade) and down/up (privacy screen)
- Driver's door with 2-point locking
- Living area door with 2-point locking, fixed window and inbuilt bin
- Living area door flyscreen
- Automatic gas inverter
- 2nd remote keyless entry control (RKE)

ENJOY AN EXCLUSIVE EXPERIENCE WITH OUR 2 ULTIMATE LINE MODELS

Looking for an exclusive model? Choose from our two ULTIMATE LINE special edition models: 8066dF and 8096dF. These models give you access to an exclusive range of fittings.

CHARISMATIC FRONT

Series 80dF models feature a new streamlined, stylish grille. This matte black grille with centred chrome RAPIDO logo astutely sits between two LED day running lights.

YOUR FAVOURITE TV SHOW

Make yourself comfortable in your RAPIDO's living room to watch your favourite TV show while enjoying the design of your TV unit.

In Series 80dF (except 8086dF), the TV unit is a genuine designer piece. It is perfectly integrated in the living room, offering space for a 32" flat screen TV, backlighting and storage.



8066dF



SERIE 80dF



8086dF



8086dF



8086dF



SERIE 80dF



SERIE

DISTINCTION

Focus on style



DISTINCTION Series is worthy of its name. Its innovative technology makes it stand out from all other motorhomes.

This can be seen in its bodywork, which features a rounded exterior design. This series boasts flowing, aerodynamic shapes.

The rear panel created by our designers complements the streamlined grille with its high-end, dynamic style and quality.

DISTINCTION Series features an AL-KO chassis and stands out from the rest with its pass-through storage double floor. Inside, enjoy the luxury atmosphere of premium models with furniture made from high quality wood in modern styles.

SERIE DISTINCTION

A-CLASS MODELS WITH FIAT AL-KO CHASSIS,
EXTRA-WIDE REAR TRACK & STORAGE DOUBLE FLOOR

i66



ULTIMATE
line



2+2*



5



2+2
2+1**



High
beds



ALDE
as standard



7,54 m x 2,35 m

i96



ULTIMATE
line



2+2*



5



2+2
2+1**



ALDE
as option



7,54 m x 2,35 m

i190



ULTIMATE
line



2+3*



7



2+2+2
2+2**




ALDE
as standard



7,99 m x 2,35 m

* Seats with seat belts: for registered (driving) seats, please refer to the technical manual available on our website.

** With option of no cab bed.



STORAGE DOUBLE FLOOR

- Maximised full-width storage space, accessible from both inside and outside the vehicle
- Heated, lit double floor
- Heated fresh and waste water tanks
- Flat living area floor, without steps
- Greater acoustic insulation
- Thermal insulation, helping maintain a pleasant ambient temperature in the living area
- Storage space freed up in the living area (all the technical components are contained in the double floor)
- Lowered centre of gravity for optimal stability
- TITAN high resistance interior cladding for greater longevity



STANDARD FITTINGS

CONSTRUCTION

- 100% shock absorption polyester: roof, side walls and underfloor protection
- Full-cover roof
- Bodywork (roof, panels and floor): 100% polyurethane
- Storage area in robust polyurethane
- AL-KO chassis with independent suspension
- 30 mm Styrofoam® insulation

BODYWORK AND OPENINGS

- Rounded exterior design
- Model name and RAPIDO brand in black lettering
- Streamlined grille
- Rear panel:
 - Rear spoiler with inbuilt third brake light
 - Designer rear pillars
 - Polyurethane taillight units
 - Two-tone lenses, inbuilt logo and carbon-inspired branding
 - Rear bumper with through-dyed spoiler
 - Inbuilt wiring/space for reversing camera
 - Chrome RAPIDO logo
- Large longitudinal living room skylight with wooden trim
- Double glazed living area windows with polyurethane frame, non-woven blinds and flyscreen
- Living area door with 2-point locking, fixed window and inbuilt bin
- Large living area door: 540 mm (i66 and i96)
- XL living area door: 625 mm (i190)
- Electric living area entry step
- Living area entry step backlighting turns on when door opens
- Storage area hatch struts
- Storage area compression handles flush with hatch, with 2-point locking

HEATING

- ALDE Arctic Comfort Plus central heating (option for i96; standard for i66 and i190)
- ALDE heating under left cab seat (only available with ALDE heating)
- TRUMA Combi 6 EH (gas and electricity) heating with CP PLUS control panel (i96)
- Heating distributed via the living room table leg (i66 and i96 - except telescopic leg)
- TRUMA windscreen heating duct (not compatible with WEBASTO)
- Automatic gas inverter with anti-crash system

STORAGE

- Full-width storage double floor with internal and external access
- Heated, lit double floor
- Heated garage/storage area

STYLE

- NACARAT furniture:
 - Kitchen/living room suspended rack with solid wood varnished mouldings
 - Light mineral laminate surface on kitchen worktop and living room table
 - Net curtains with TEP* tiebacks on lit curtain rods
- Glossy white overhead cupboard doors
- Push lock on overhead cupboard doors
- 100% LED ambient lighting in living room, kitchen and bedroom
- Soft touch ceiling fabric

LIVING ROOM

- Forward-facing conversion of face-to-face living room bench seats
- Height-adjustable headrests (forward-facing bench seat)
- Living room bench seat armrest
- Inbuilt unit to fit 32" flat screen TV with backlighting and storage (i66 and i96)
- Laminated table with solid wood moulding
- Chrome spotlight under overhead cupboards with inbuilt USB port
- Magnetic bench seat backs for a faster forward-facing conversion

KITCHEN

- Curvy kitchen design
- Glossy white drawer fronts with inbuilt matte black handles
- Soft-closing drawers with electric central locking
- Lighting under the worktop
- Glossy white Plexiglas finish on kitchen window with inbuilt spice rack and 230 V and 12 V power outlet compartment
- Extra glossy white spice rack on kitchen side
- Worktop extension on kitchen unit side (i66 and i96)
- Removable serving hatch shelf between kitchen and living room (i190)
- Deep 171-litre fridge with flat double hinge door (left or right opening)
- TEC-Tower: refrigerator/oven combo (i190)
- Embossed stainless steel stove top with 2 hobs, independent black covers and piezo ignition (option 3 hobs)
- Inbuilt cooker hood with LED lighting
- Chromed brass kitchen tap with ceramic cartridge

WASHROOM

- Washroom storage unit with two mirror doors and frosted RAPIDO logo
- Matte white washroom unit door with push-lock system
- Laminate basin countertop with aluminium-style finish
- Thermoformed rectangular basin with swivel brass mixer tap and ceramic cartridge
- Skylight with blackout blind and flyscreen, and clothes drying rack
- Chrome finish washroom accessories
- Quick-clean thermoformed camping toilet compartment

BEDROOM

- Wall-mounted wardrobes with curved door and push lock system (i96 and i190)
- Stylish bedside tables with open alcoves and 12 V plug (i96 and i190)
- New spotlight under overhead cupboard with USB port
- Backlighting on overhead cupboards and wall-mounted wardrobes (i96 and i190)
- Fabric-covered backlit headboard
- Permanent bed with aluminium base frame and active multilayer slats, with highly durable BULTEX® foam mattress
- Retractable central bed base
- Electric height-adjustable (30cm) central bed with large storage area/garage
- Storage drawer at the foot of central bed
- Second TV space in bedroom with 12V/coaxial/HDMI wiring

BASE VEHICLE FITTINGS

- Electric power steering
- Coach-style wing mirrors: electric, defrosting, dual-view mirrors (fixed wide angle lens)/two-tone
- LED day running lights
- Central locking on driver's and living area doors
- «Coming-home» mode with automatic awning light and electric entry step



For the complete equipment list, please refer to the technical manual available on our website or scan this QR code.

* TEP: Polyamide-coated fabric.

** Embossing on leather upholstery.

CAB FITTINGS

- 100% digital dashboard
- AGUTI swivel cab seats in fabric matching the living area
- Jack-assisted foldaway cab bed with slat base and BULTEX® foam mattress (electric for i190)
- Central locking on cab bed (not compatible with electric jack)
- Fabric finish on cab bed bottom and inbuilt spotlights with «Coming Home» mode
- Cab bed bottom with enclosed storage
- Cab bed style incorporated with the furniture range
- Dashboard finish with white stitching on leather-style yokes
- Driver's door with sequential electric window
- Embroidered** cab headrest covers

LIVING AREA FITTINGS

- LITHIUM battery wiring/space
- Living area door flyscreen
- External shower with hot and cold water
- Waste water drainage with electric valve control in the storage area
- IBS: display showing the remaining battery time

ULTIMATE
line

The i66, i96 and i190 models feature a superior level of fittings reserved for the ULTIMATE LINE special edition series.

Refer to pages 4-5 of this catalogue to find out more.



EXECUTIVE PACK

(OPTIONAL EXTRA)

FOR EVEN MORE FITTINGS

DUAL-PLEAT THERMAL SLIDING WINDSCREEN BLIND



Up/down (sunshade)



Down/up (privacy screen)

- Reversing camera with control screen built into the dashboard
- DAB PIONEER® multimedia system with 6.8" screen and APPLE CAR PLAY/ANDROID AUTO
- Driver's door with 2-point locking
- Memory foam mattress topper on permanent bed
- Leather steering wheel and gear knob
- PIONEER® car radio controls on steering wheel
- Radio remote controls (on/off, volume and stations) in living area
- Electric dual-pleat thermal sliding windscreen blind: up/down (sunshade) and down/up (privacy screen)
- ESC with Anti Slip Regulation (ASR), Roll Over Mitigation (ROM), Hill Holder, cross wind assist, towing stability control and automatic post-collision braking.
- Fog lights
- Stabilising jacks
- 2nd remote keyless entry control (RKE)

100% ULTIMATE LINE

The three DISTINCTION Series models boast enhanced fittings with the ULTIMATE LINE finish. This makes RAPIDO's high end models even more appealing.

A KITCHEN WORTHY OF THE BEST

The on-trend kitchen in our DISTINCTION Series models features a curvy design with flowing lines. Electric central locking makes it much easier to manage the drawers. Enjoy the bonus TEC-Tower (fridge/oven combo column) in the i190.

EXCLUSIVE **EXTERIOR** LOOK

DISTINCTION Series models now feature an exclusive rear panel. The clever combination of materials, shapes and colours are sure to make an impression.



i96



i96



i96

SERIE DISTINCTION



i66



i66



i66





SERIE

M

*A perfect blend
of innovation
and charm*



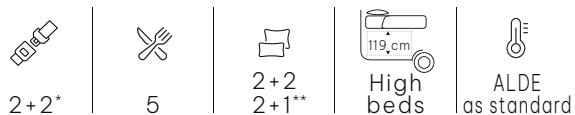
Inspired by our most stunning models, the M Series signals the return of the MERCEDES SPRINTER for RAPIDO. Featuring two layout options (XXL central bed or twin beds), it will win your heart with its premium fittings and instantly recognisable style.

M Series boasts a distinctive streamlined front, exclusive interior style and car-inspired dashboard. When you choose M Series, you are guaranteed to travel under a lucky star.

M SERIES

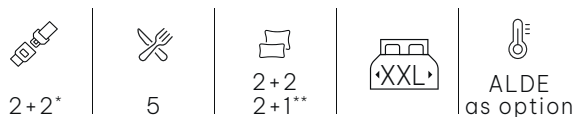
A-CLASS MODELS WITH MERCEDES AL-KO CHASSIS,
EXTRA-WIDE REAR TRACK & STORAGE DOUBLE FLOOR

M66

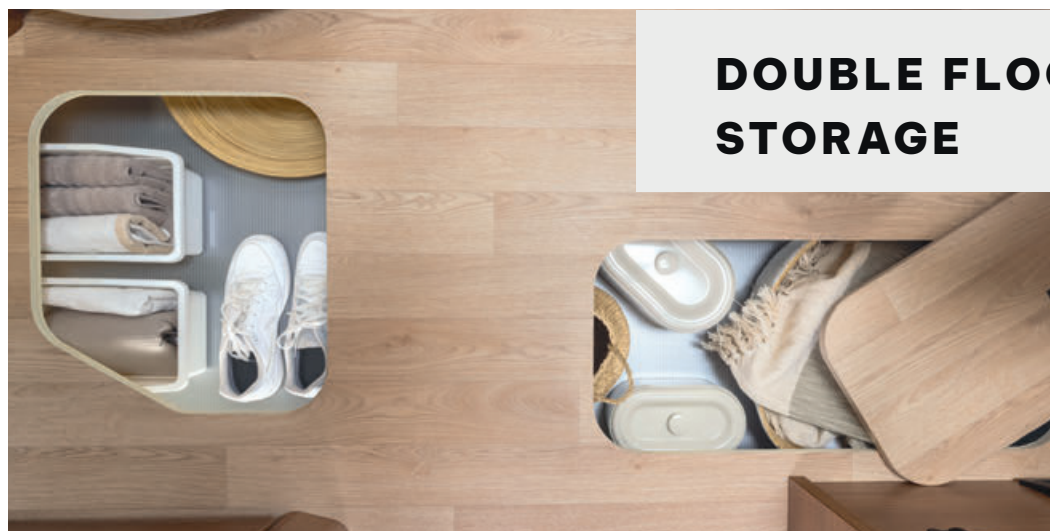


7,54 m x 2,35 m

M96



7,54 m x 2,35 m



DOUBLE FLOOR STORAGE

* Seats with seat belts: for registered (driving) seats, please refer to the technical manual available on our website.

** With option of no cab bed.

STEP INTO THE M SERIES WORLD



By choosing a M Series model, you are guaranteed the best in technology and an exceptional chassis, delivering an unrivalled driving experience.



MERCEDES MBUX 10.25 DAB MULTIMEDIA SYSTEM**

The MBUX multimedia system with its 10.25" touch screen has everything you need in terms of information, entertainment, navigation and communication in your vehicle. The screen also displays the reversing camera image.



HEIGHT- AND ANGLE-ADJUSTABLE MULTI-FUNCTION STEERING WHEEL*

The multi-function steering wheel lets you comfortably control the onboard computer, vehicle functions and multimedia systems without taking your hands off the wheel.



AUTOMATIC GEARBOX 9G TRONIC (OPTION)

The nine gears let you drive at low RPM, reducing fuel consumption and resulting in a more pleasant noise level. The beautifully designed gear changes are almost imperceptible.



KEYLESS START* OPERATION

The KEYLESS START authorisation system lets you start your engine without using a key, simply by pressing the start button and the clutch or brake pedal. This also manages the Stop & Start function.



DRIVING ASSISTANCE

Your M Series RAPIDO features the best in technology to ensure you enjoy the best driving experience possible:

- Electric parking brake*
- ABS (anti-lock brake system), ASR (traction control), EBV (electronic braking variator) and ESP (electronic stability programme)
- Hill start assistance
- TEMPOMAT cruise control with speed limiter
- Automatic headlights*
- Stability system in the event of cross winds*
- Automatic tyre pressure monitoring (option)

* M Pack

STANDARD FITTINGS

CONSTRUCTION

- 100% shock absorption polyester: roof, side walls and underfloor protection
- Floor bodywork in polyurethane
- Storage area in robust polyurethane
- AL-KO chassis with independent suspension
- Styrofoam® insulation

BODYWORK AND OPENINGS

- Model name and RAPIDO brand in black lettering
- Streamlined front with LED day running lights
- Exclusive exterior décor
- Exclusive rear panel
- Designer rear pillars with inbuilt tail light unit
- Large longitudinal living room skylight with wooden trim
- Double glazed living area windows with polyurethane frame, non-woven blinds and flyscreen
- Electric living area entry step
- Living area entry step backlighting turns on when door opens
- Living area door with 2-point locking, fixed window and inbuilt bin
- Large living area door: 540 mm
- Storage area hatch struts
- Storage area compression handles flush with hatch, with 2-point locking

HEATING

- ALDE Arctic Comfort Plus heating (option on M96; standard on M66)
- TRUMA Combi 6 heating with CP PLUS control panel (M96)
- Heating distributed via the living room table leg (except telescopic leg) (if ALDE)
- Additional MERCEDES heating (if ALDE)
- TRUMA windscreen heating duct to remove condensation (not compatible with WEBASTO)
- Automatic gas inverter with anti-crash system

STORAGE

- Full-width storage double floor with internal and external access
- Heated, lit double floor
- Heated garage/storage area

STYLE

- Exclusive DUNA furniture:
 - Bright and modern colours
 - Dark laminate on kitchen worktop and light mineral laminate on living room table
 - Curtains and net curtains
- NACARAT furniture:
 - Contrasting, warm colours
 - Light mineral laminate surface on kitchen worktop and living room table
 - Net curtains with TEP* tiebacks on lit curtain rods
- Glossy white overhead cupboard doors
- Push lock on overhead cupboard doors
- Cab bed bottom with stitched TEP* design and LED lights
- 100% LED ambient lighting in living room, kitchen and bedroom
- Living room and bedroom indirect lighting dimmer

LIVING ROOM

- Forward-facing conversion of face-to-face living room bench seats
- Living room bench seat armrest
- Easy movement around the living room (no raised floor)
- Inbuilt unit to fit 32" flat screen TV with backlighting and storage
- Laminated table with solid wood moulding (NACARAT) or 3D DUO veneer edges (DUNA)
- Chrome spotlight under overhead cupboards with inbuilt USB port
- Magnetic bench seat backs for a faster forward-facing conversion

KITCHEN

- Curvy kitchen design
- Glossy white drawer fronts with inbuilt matte black handles
- Soft-closing drawers with electric central locking
- Lighting under the worktop
- Glossy white Plexiglas finish on kitchen window with inbuilt spice rack and 230 V and 12 V power outlet compartment
- Extra glossy white spice rack on kitchen side
- Worktop extension on kitchen unit side
- Deep 171-litre fridge with flat double hinge door (left or right opening)
- Embossed stainless steel stove top with 2 hobs, independent black covers and piezo ignition (option 3 hobs)
- Chromed brass kitchen tap with ceramic cartridge

WASHROOM

- Washroom storage unit with two mirror doors and frosted RAPIDO logo
- Matte white washroom unit door with push-lock system
- Laminate basin countertop with aluminium-style finish
- Thermoformed rectangular basin with swivel brass mixer tap and ceramic cartridge
- Shower column with slate grey Plexiglas finish and customisable backlighting
- Skylight with blackout blind and flyscreen, and clothes drying rack
- Chrome finish washroom accessories
- Quick-clean thermoformed camping toilet compartment

BEDROOM

- Wall-mounted wardrobes with curved door and push lock system (M96)
- Stylish bedside tables with open alcoves and 12 V plug (M96)
- New spotlight under overhead cupboard with USB port
- Backlighting on overhead cupboards and wall-mounted wardrobes (M96)
- Fabric-covered backlit headboard
- Permanent bed with aluminium base frame and active multilayer slats, with highly durable BULTEX® foam mattress
- Retractable central bed base
- Electric height-adjustable (30 cm) central bed with large storage area/garage
- XXL permanent bed: 160 x 198 cm (M96)
- Storage drawer at the foot of central bed
- Second TV space in bedroom with 12V/coaxial/HDMI wiring

BASE VEHICLE FITTINGS

- ESP: electronic stability programme
- MERCEDES engine compartment insulation and cladding under engine
- Stop & Start
- Hill start assistance
- TEMPOMAT cruise control with speed limiter
- Coach-style wing mirrors: electric, defrosting, dual-view mirrors (fixed wide angle lens)/two-tone
- Central locking on driver's and living area doors
- «Coming-home» mode with automatic awning light and electric entry step



For the complete equipment list, please refer to the technical manual available on our website or scan this QR code.

* TEP: Polyamide-coated fabric.

** Embossing on leather upholstery.

CAB FITTINGS

- AGUTI swivel cab seats in fabric matching the living area
- Jack-assisted foldaway cab bed with slat base and BULTEX® foam mattress
- Central locking on cab bed
- Driver's door with electric window
- Chrome-ringed instruments
- Embroidered** cab headrest covers

LIVING AREA FITTINGS

- Living area door flyscreen



M PACK

(OPTIONAL EXTRA)

FOR EVEN MORE FITTINGS

DUAL-PLEAT THERMAL SLIDING WINDSCREEN BLIND



Up/down (sunshade)



Down/up (privacy screen)

- MERCEDES MBUX 10.25" multimedia system with GPS navigation and DAB technology
- Height- and angle-adjustable multi-function steering wheel
- Reversing camera with control screen built into the dashboard
- Semi-automatic TEMPMATIC cab air conditioning
- Leather steering wheel and gear knob (only leather steering wheel for automatic gearboxes)
- Fold-down lids on central and side coin trays
- Electric parking brake
- Fog lights
- Automatic headlights
- Stability system in the event of cross winds
- Keyless start
- Fuel filter and water separator
- Driver's door with 2-point locking
- Stylish extractor hood with touch control panel
- Dual-pleat thermal sliding windscreen blind: up/down (sunshade) and down/up (privacy screen)

EXCLUSIVE M SERIES STYLE

The M Series has the privilege of being the only RAPIDO series to feature its own style: DUNA. This style is decidedly modern, with horizontal wood grain and contrasting material interplays creating an elegant atmosphere.

CHOICE OF TWO STYLES

Choose between two styles: bright DUNA or welcoming NACARAT. Both styles feature glossy white overhead cupboard doors with crisp, airy lines.

OUTSTANDING DESIGN

From outside, the M Series models will charm you with their automotive look. Their front completely embodies the perfect blend of MERCEDES luxury and RAPIDO expertise. Their rear is also unique and features designer pillars.



M66



M66



M66





M96



M96



M96


CHOOSE YOUR STYLE, CUSTOMISE YOUR RAPIDO!

Customise your RAPIDO by choosing from our range of furniture and upholstery styles.
Combine them to create a RAPIDO that suits you!

FURNITURE

LUCEO



VANS





C*, 6F,
8F, 80dF



NACARAT



DISTINCTION




DUNA

M



NACARAT



* No rack in C Series.

UPHOLSTERY

TEP* UPHOLSTERY



LEATHER UPHOLSTERY



CUSHIONS TO MATCH YOUR FABRIC STYLE

A set of three cushions with individual patterns are great additions to your upholstery. They beautifully match your upholstery and enhance your interior.

	VANS	SERIE C	SERIE 6F	SERIE 8F**	SERIE 80dF	SERIE DISTINCTION	SERIE M
Alicante	●	●	●	●	●	●	-
Montréal	○	○	○	○	○	●	●
Milan	○	○	○	○	○	●	●
Toronto	-	○	○	○	○	●	●
Ultimate Line***	-	-	● 666F 696F	-	● 8066dF 8096dF	● i66 i96 i190	-
Austin	-	○	○	○	○	○	○

- Available as standard
- Available at additional cost
- Not available

* TEP: Polyamide-coated fabric. ALICANTE : Fabric / TEP upholstery.

** 854F: ALICANTE and MILAN only.

*** The ULTIMATE LINE upholstery depends on the furniture style selected: LUCEO or NACARAT.

ALL YOU NEED FOR THE PERFECT TRIP

The standard fittings provided in RAPIDO vehicles are remarkably extensive. The level offered is without doubt the best available on the market in each class. However, you can also select from a wide range of options in our catalogue to customise your vehicle to your taste.

CONNECT PACK (FIAT)

- PIONEER® DAB multimedia GPS system with large 9" touchscreen and APPLE CAR PLAY/ANDROID AUTO
- 100% digital dashboard (standard feature for DISTINCTION)
- Keyless start and lock/unlock (VANS, C and 6F)
- Automatic cab air-conditioning
- Induction smartphone charger



● VANS, C, 6F, 8F, 80dF, DISTINCTION

ALL BLACK PACK: (FIAT)

- 100% LED front lights with sequential indicators
- 16" light alloy FIAT rims (+4.5 cm vehicle height) (standard on 666F and 696F)
- Fog lights with directional lighting
- Black skid plate



● VANS, C, 6F

CONTROL PACK

- Electric folding wing mirrors
- TPMS: tyre pressure monitoring system (FIAT)
- Blind spot detector and rear cross traffic alert



● VANS

SYMPHONY AUDIO PACK

This pack consists of:

- 1 subwoofer
- 2 speakers in the living room
- 2 speakers in the bedroom

The sound is harmoniously distributed throughout the living spaces, providing excellent sound quality.



● C, 6F, 8F, 80dF, DISTINCTION, M

WITHOUT CAB BED

With telescopic living room table leg for bed position.



● 8F (except 854F), 80dF, DISTINCTION, M

RIMS*

The following alloy rims are available to customise the style of your vehicle's exterior:

- 1 16" light alloy FIAT or PEUGEOT rims for LIGHT models (manual gearbox in 3.5 T or 3.65 T): +4.5 cm vehicle height
- 2 16" light alloy FIAT or PEUGEOT rims for LIGHT models (automatic gearbox in 3.5 T or 3.65 T): +4.5 cm vehicle height
- 3 16" light alloy FIAT or PEUGEOT rims for HEAVY models (4 T and over)
- 4 16" light alloy MERCEDES rims for LIGHT models (3.5 T)
- 5 17" light alloy MERCEDES rims for HEAVY models (4.2 T or 4.5 T)



● 666F, 696F, 8066dF, 8096dF, i66, i96
● C, 686F, 8F, 8086dF



● If HEAVY: 666F, 696F, 8066dF, 8096dF, i66, i96, i190
● 686F, 8F, 8086dF



● M



● M

* Models may change during the Collection.

● Standard

● Option

A NETWORK OF 158 DEALERSHIPS

SAFETY PACK

The SAFETY PACK protects you on the road and includes:



Emergency braking system with pedestrian, cyclist and vehicle camera detection (FIAT)



Lane Departure Warning System (LDWS)



Smart headlights



Road sign recognition system



Rain and light sensor

● VANS, C, 6F

PREMIUM PACK (PEUGEOT)

- Front fog lights
- Automatic headlights
- Front windscreen wipers with rain sensor,
- Leather steering wheel and gear knob
- Radio controls on steering wheel
- Grey aluminium finish on air vent

● VANS, C, 6F

ENERGIE PACK

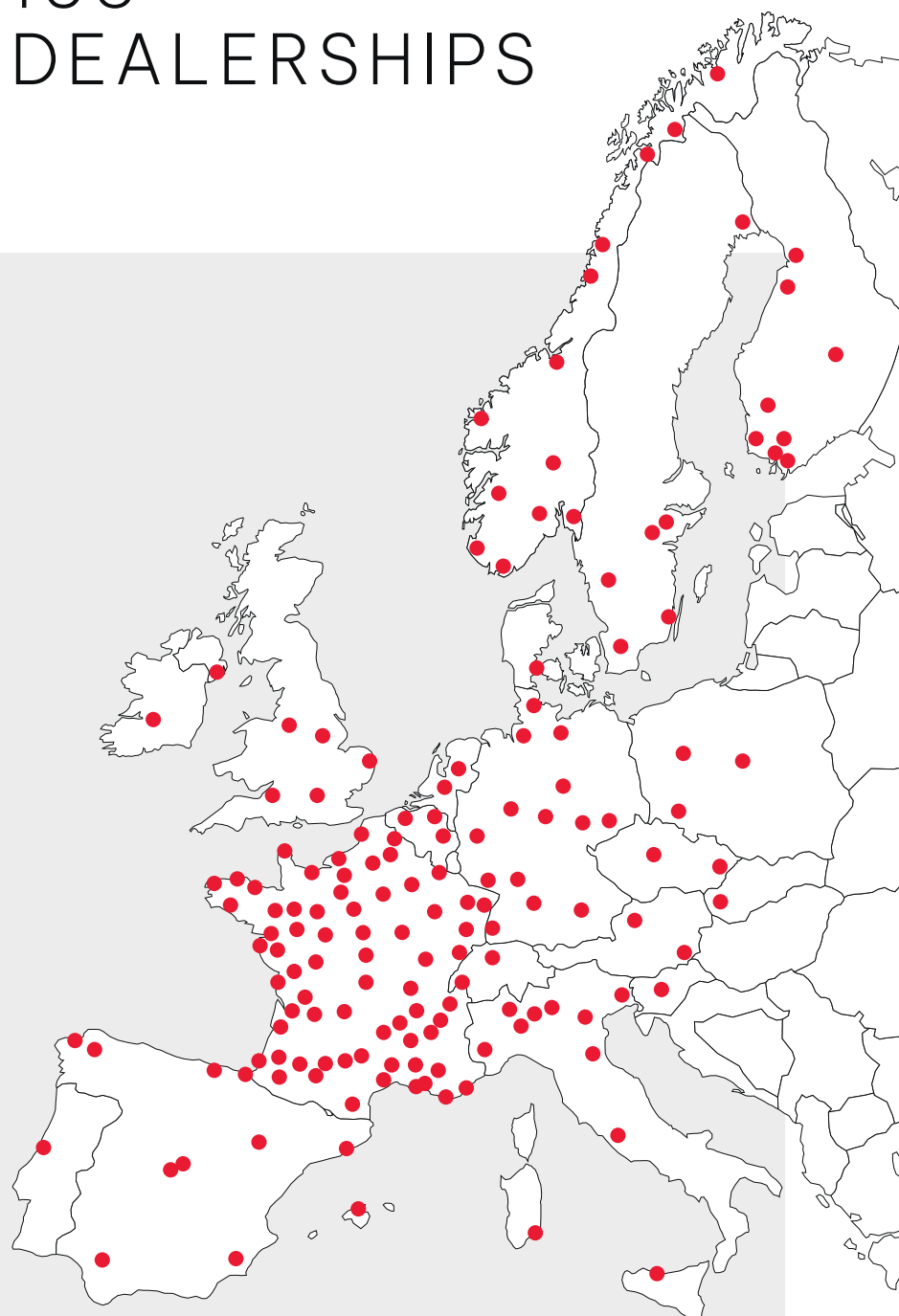
- 160 W factory-assembled solar panel
- 100 Ah lithium battery

● C, 6F, 8F, 80dF, DISTINCTION, M

ENERGIE+ PACK

- ENERGIE Pack
- Second 100 Ah lithium battery

● C, 6F, 8F, 80dF, DISTINCTION, M



RAPIDO's distributors have been rigorously selected for their quality of service.

**UPDATED LIST OF DEALERS
AVAILABLE AT**

WWW.RAPIDO.FR



NEW!

IT'S SIMPLE TO FINANCE YOUR VEHICLE WITH



RAPIDO Group Finance* offers a comprehensive range of tailored options to finance your next **RAPIDO** purchase.

Talk to your local approved **RAPIDO** dealer to get the best deals and enjoy your recreational vehicle with peace of mind.

A LOAN CONTRACT IS BINDING AND THE LOAN MUST BE REPAYED. ENSURE THAT YOU CAN AFFORD THE REPAYMENTS BEFORE COMMITTING TO THE CONTRACT.

* Available in the following countries: Germany, Austria, Belgium, Denmark, Spain, France, Italy, United Kingdom, Netherlands, Poland, Portugal and Switzerland.

RIGHT HAND DRIVE *Special pack*

WITH RAPIDO MAKE SURE YOU WON'T MISS A THING

Especially for our customers in UK, Ireland and New Zealand we have created the most comprehensive equipment level ever, and combined it all into a new "Right Hand Drive special" pack*. It contains options improving your driving safety, as well as a great number of elements enhancing design and everyday comfort – we want to make sure that you really feel at home in your RAPIDO!

RAPIDO motorhomes of the 2023 collection based on RHD chassis come with particularly complete equipment, including (depending on the model)*:

SAFETY

- ✓ Traction+ with Hill Descent Control (FIAT)
- ✓ Fog lights**
- ✓ Radio control on steering wheel
- ✓ Outside rear mirrors with double view (wide angle) (A-CLASS)

COMFORT

- ✓ Leather steering wheel and gear knob
- ✓ Carpet kit (cab and living area)
- ✓ Oven
- ✓ Truma Combi 6EH with CP PLUS** (except ALDE)
- ✓ 3 burner kitchen hob** (except C-Series)
- ✓ 2nd living area battery**
- ✓ Heated waste water tank**
- ✓ Outside shower warm/cold water**
- ✓ Rear steadies

* See details per model in the technical guide. All mentioned options are included in the vehicle price for Right Hand Drive models. The weight of these options is detailed in the technical specifications, and not included in the GVW – it therefore must be deducted from the payload.

** Except VANS.



www.rapido.fr

414 RUE DES PERROUINS - CS 20019 - 53101 MAYENNE CEDEX - FRANCE - TEL. : +33 2 43 30 10 70 - FAX : +33 2 43 30 10 71

In addition to the contractual 2-year warranty for your vehicle and the manufacturers' warranties on original accessories installed during assembly, you enjoy a 5-year warranty on furniture frames and watertightness when you have your vehicle moisture-checked annually during the 4 years after it is first registered. The warranties covering all accessories installed at the dealership are provided by the original manufacturers under their terms and conditions, through the dealer. The chassis warranty is provided by the chassis manufacturer. Cost of transport is borne by the customer. Motorhomes, campervans and vans are designed for leisure use. Under no circumstances are they intended to be used as a permanent home.

Some models presented in this catalogue may be shown with optional equipment. Non-contractual photos: stylistic elements, décor and accessories not included. Since part of RAPIDO production is intended for export, the characteristics of the models may vary from one country to another; for an exact definition of the models marketed, we request you to consult your dealer. RAPIDO reserves the right to make modifications to its models without notice. Despite the care taken in the production of this catalogue, it cannot be taken as a contractual document. Your dealer will be happy to give you any further information you may require.